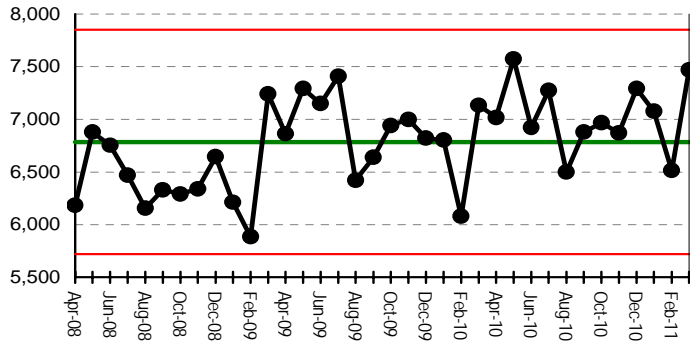


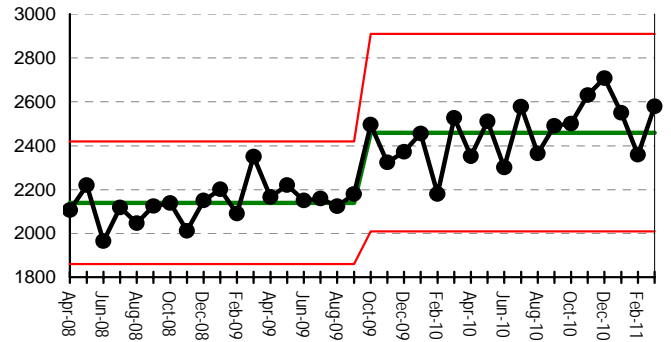
# Activity Summary

Activity type	2008/09	2009/10	2010/11	2010/11 FOT
ED attendances	77,460	82,622	84,352	84,352
Non Elective IP	25,524	27,352	29,923	29,923
OP First Attendances	71,601	74,475	75,500	75,500
Elective IP	2,789	2,849	2,763	2,763
Day Case	16,957	17,324	18,331	18,331

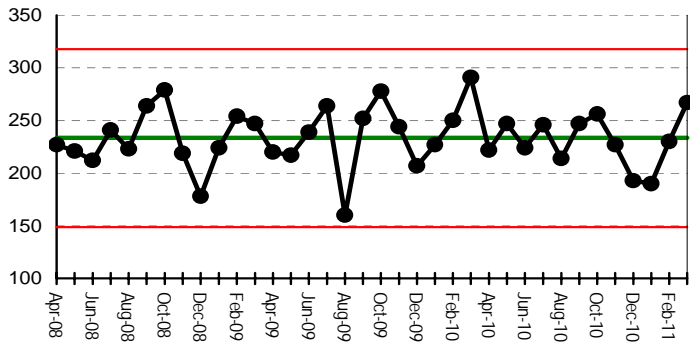
**ED Attendances**



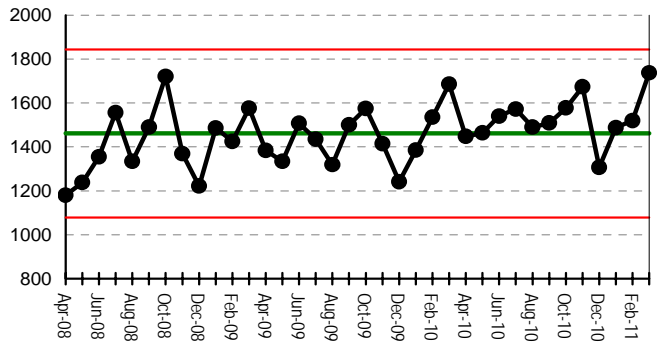
**Non-Elective IP**



**Elective IP**



**Day Cases**



**OP First attendances**

