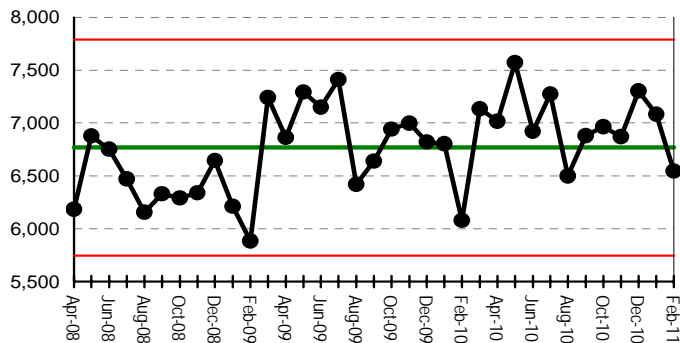


Activity Summary

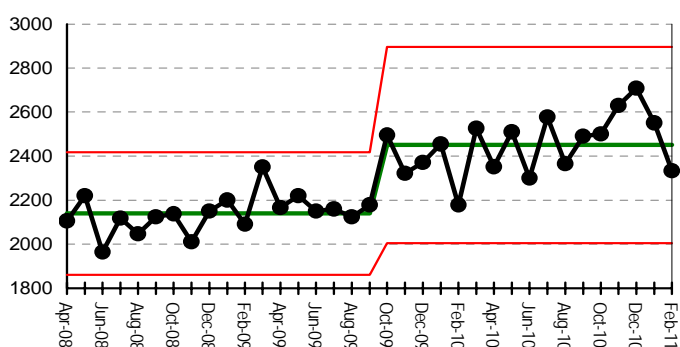
February 2011

Activity type	2008/09	2009/10	2010/11 YTD	2010/11 FOT
ED attendances	77,460	82,622	76,930	83,924
Non Elective IP	25,524	27,352	27,321	29,805
OP First Attendances	71,601	74,475	68,360	74,575
Elective IP	2,789	2,849	2,496	2,723
Day Case	16,957	17,324	16,587	18,095

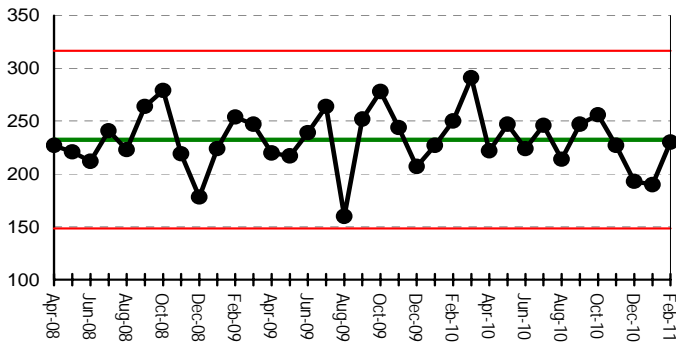
ED Attendances



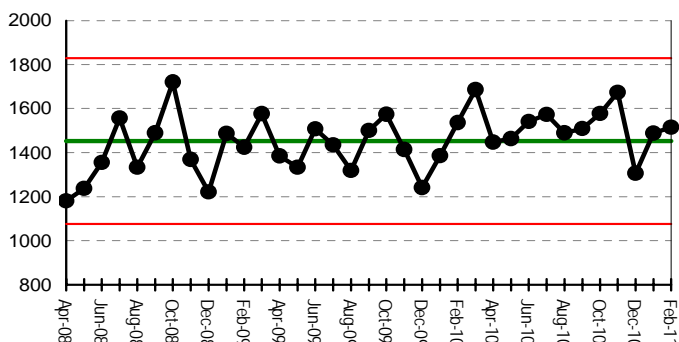
Non-Elective IP



Elective IP



Day Cases



OP First attendances

