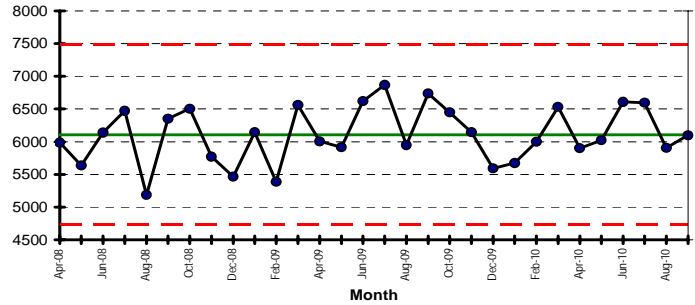
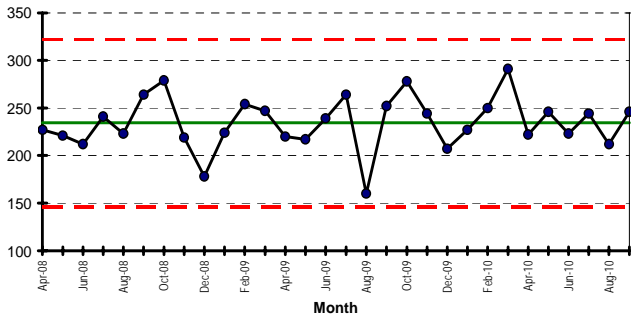


Activity type	2008/09	2009/10	2010/11 YTD	2010/11 FOT
ED attendances	77,460	82,622	42,213	84,426
Non Elective IP	25,524	27,352	14,546	29,092
OP First Attendances	71,601	74,475	37,122	74,244
Elective IP	2,789	2,849	1,393	2,786
Day Case	16,957	17,324	9,010	18,020

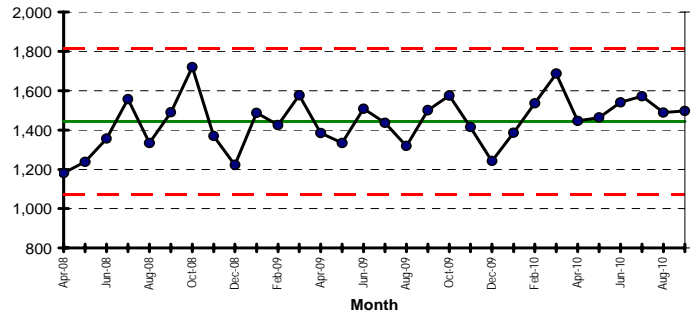
OP First Attendances



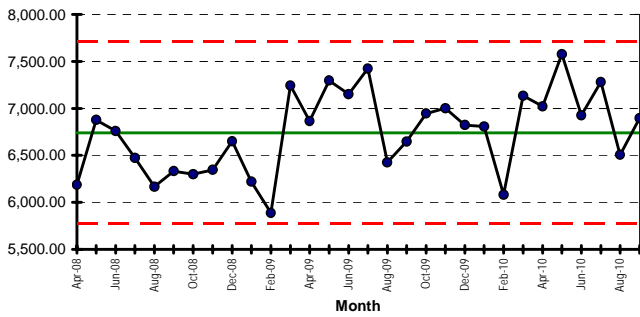
Total Elective IP



Total Day Cases



ED attendances



Total Non Elective IP

