


## Useful websites:

[www.mamalisa.com/world](http://www.mamalisa.com/world)

[www.ican.org.uk](http://www.ican.org.uk)

[www.talkingpoint.org.uk](http://www.talkingpoint.org.uk)



If you would like any information or advice about your  
child's talking, please contact  
**Bright Start Speech and Language Therapy**  
0203 316 1897

A Health Programme devised by  
Southwark Speech & Language Therapy Team  
Leaflet written by Islington Children's Centre SLT, September 2013



## Key Messages:

- Sing all week to help your child speak.
- Anyone can sing - you don't need a thing.
- Rhyming together helps reading forever.

## Top Tips:

- Sing in your home language  
(We have included some examples).
- Sing and rhyme throughout the day.
- Listen to music together.
- You have the X factor!
- It's free!
- Make up your own songs.
- Use songs to calm or to have fun.



## What are your child's favourite songs & rhymes?

Use the space below to write them down, maybe even find some pictures to match the songs ....

Enjoy!



## Row Your Boat


Row row row your boat,  
gently down the stream,  
Merrily merrily merrily merrily,  
life is but a dream.



## Wind the Bobbin Up

Wind the bobbin up,  
Wind the bobbin up,  
Pull, pull,  
Clap, clap, clap,  
Wind it back again,  
Wind it back again,  
Pull, pull,  
Clap, clap, clap,  
Point to the ceiling,  
Point to the floor,

Point to the window,  
Point to the door,  
Clap your hands,  
together 123,  
Put your hands upon,  
your knees.



## Old McDonald

Old Macdonald had a farm,  
ee-aye-ee-aye-oh,  
And on that farm he had a cow,  
ee-aye-ee-aye-oh,  
With a moo moo here,  
And a moo moo there,  
Here a moo, there a moo,  
Everywhere a moo moo,  
Old Macdonald had a farm,  
ee-aye-ee-aye-oh.

## Twinkle Twinkle Little Star

Twinkle twinkle little star,  
How I wonder what you are,  
Up above the clouds so high,  
Like a diamond in the sky,  
Twinkle twinkle little star,  
How I wonder what you are.




## Mi Carita (Spanish)

Yo tengo una carita,  
Que parece una casita,  
Los pelos de la cabeza,  
Parece que son las tejas,  
Los ojos son dos ventanas,  
Que se abren por las mañanas,  
La boca la tengo abierta,  
aaaaaaaaaaaa,  
Parece que es una puerta,  
Y en el centro una nariz,  
Que es un timbre y hace,  
ring, ring, ring.



## My Face (English translation)

I have a pretty face,  
That looks like a little house,  
The hairs on my head,  
Look like the tiles,  
My eyes are two windows,  
That open in the morning,  
I open my mouth,  
aaaaaaaaaaaa,  
It looks like a door,  
In the middle is my nose,  
It's a bell that goes,  
ring, ring, ring.



## Incy Wincy Spider

Incy Wincy Spider climbed,  
up the water spout,  
Down came the rain and,  
washed the spider out.  
Out came the sun and,  
dried up all the rain,  
Incy Wincy Spider climbed,  
up the spout again.

This is sung to the tune of Frère Jacques...

## Kia con bu'ó'm vàng (Vietnamese)

Kia con bu'ó'm vàng,  
Kia con bu'ó'm vàng,  
Xòe đôi cánh,  
Xòe đôi cánh,  
Tung cánh bay nam ba vòng,  
Tung cánh bay nam ba vòng.  
Em ngồi xem,  
Em ngồi xem.


## Yellow Butterfly (English translation)

Yellow butterfly,  
Yellow butterfly,  
Spreads its wings,  
Spreads its wings,  
Takes its flight,  
Takes its flight,  
We contemplate it,  
We contemplate it.




## Head, Shoulders, Knees and Toes

Head, shoulders, knees and toes,  
Knees and toes,  
Head, shoulders, knees and toes,  
Knees and toes,  
And eyes and ears and mouth  
and nose,  
Head, shoulders, knees and toes,  
Knees and toes.










## How to use the middle pages:


- These middle pages are pull outs for you to use while singing with your child/children.
- The choiceboard has a picture for all 8 songs/ rhymes in this book.
- To use the choice board: show your child the board, point to a picture and sing that song together. Do this for each picture. Over time your child will learn that each picture represents a particular rhyme, and you can then encourage your child to use the board to choose the song he/she wants, e.g. encourage your child to point to the song he/she wants.
- The second page has a cut out finger puppet.
- To use finger puppet: cut out the puppet (there are 2 holes for your fingers). You can then use the puppet to do the actions as you both sing the song.
- Have fun!



## Song Choice Board



## Humpty Dumpty



Humpty Dumpty sat on a wall,  
Humpty Dumpty had a great fall,  
All the King's horses and all the King's men,  
Couldn't put Humpty together again.